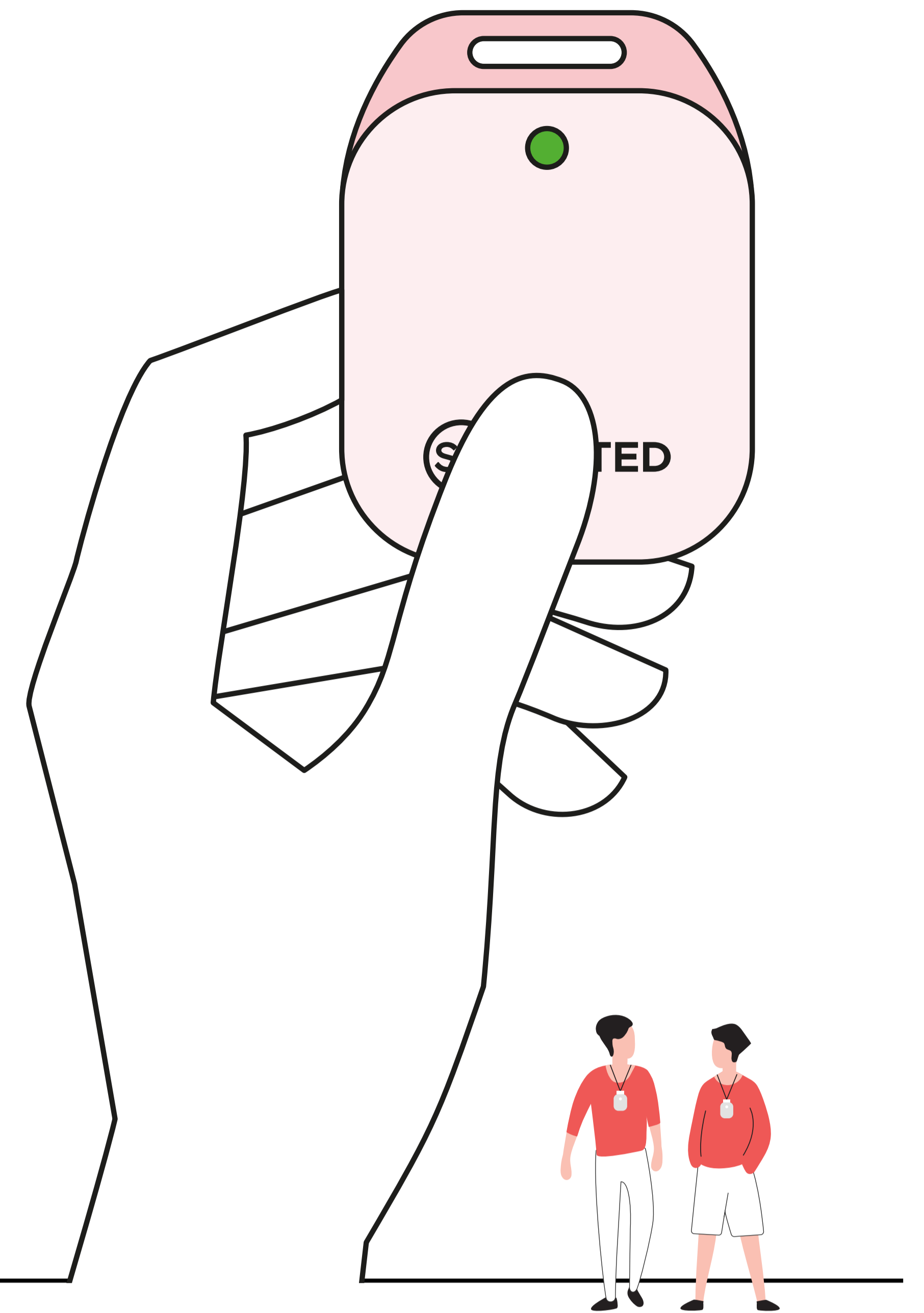


TRACETOGETHER TOKEN VENDING MACHINE


Smart Nation and Digital Government Group (SNDGG) is collaborating with Temasek Foundation to retrofit mask vending machines for the replacement of TraceTogether Tokens. These will complement the existing Token collection/replacement points at Community Centres/Clubs and selected malls.

The new Token vending machines will be first deployed at **NEX and Sun Plaza**, starting 26 Jul. Smart Nation Ambassadors will be stationed at the vending machines to provide assistance and gather feedback from the public.



HOW TO USE



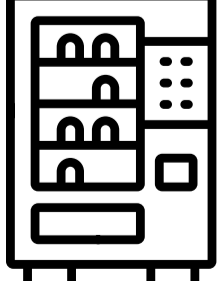
- Step 1:** Scan the barcode on your ID card (You can also use your Singpass digital IC).
- Step 2:** Scan the QR code on your old TraceTogether Token.
- Step 3:** Retrieve your new Token from the retrieval unit near the bottom of the vending machine.
- Step 4:** Drop off your old Token in the marked slot.
- Step 5:** Check your new Token by tapping it on the SafeEntry Gateway Box fitted at the side of the vending machine. You will see a green light and hear a beep if the new Token is working.



THINGS TO NOTE

- Members of public will need to bring their personal ID (with barcode) and old Token for the replacement
- Only Tokens collected or replaced more than 4 months ago can be replaced using the vending machine
- If your Token is less than 4 months old, but is faulty, please visit the Token replacement points at any CC or selected malls for assistance

TOKEN COLLECTION AND REPLACEMENT POINTS

	Request for a new Token	Replace a Token that is not working	Replace a lost Token
 Community Centre/Club	✓	✓	✓
 Replacement counters at selected malls	✗	✓	✗
NEW  TraceTogether Token Vending Machines	✗	✓	✗